




Supervised Global Income Fund

ARSN 600 244 102 APIR SIA0001AU

31 August 2018



The Fund at a glance

Fund name	Supervised Global Income Fund (Fund or SGIF)
Investment Manager	Supervised Investments Australia Limited
Launch date	1st April 2009
Responsible Entity	Equity Trustees Limited
Investment objective	The Fund is designed with the objective of minimising capital loss and delivering a positive return in excess of the Benchmark in both rising and falling markets.
Fund Benchmark	Bloomberg AusBond Bank Bill Index + 2.5% p.a. (net of fees)
Minimum initial investment	\$10,000
Management & other fees	1% per annum capped fee
Buy/Sell Spread	+0% / -0%
Unit pricing Frequency	Daily
Distribution Frequency	Quarterly
APIR Code	SIA0001AU

Investment Philosophy

The investment philosophy of the Supervised Global Income Fund is one of “conservative opportunism”. This means it is designed to reduce the risk of capital loss and deliver attractive quarterly income returns. Our investment philosophy aims to protect unitholders’ capital by investing in securities that we have assessed are likely to repay 100% of principal and interest obligations in a worst case economic environment, such as the recent global financial crisis. Consistent with this investment philosophy, the Fund undertakes a qualitative and quantitative research process designed to discover the highest rated reward to risk debt investments available.

Our investment philosophy employs top down research on all major world economies. This is aimed at identifying the best growth economies worldwide. Then the best sectors and securities within the best growth economies are then identified. Subsequently, each security is subjected to individual research and scenario analysis to identify the highest rated reward to risk debt investments.

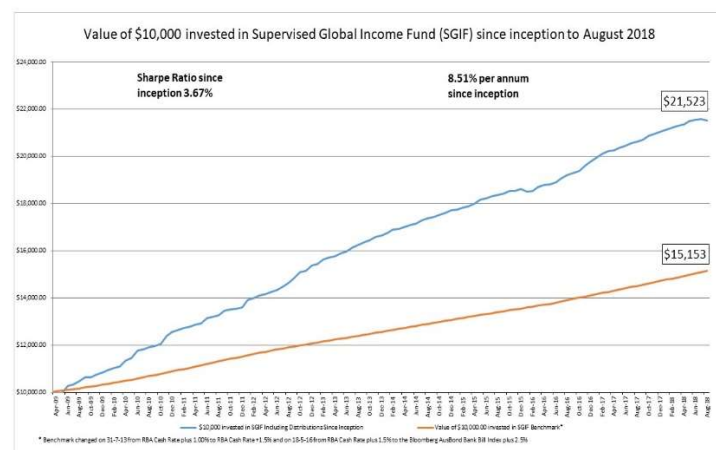
Investment Strategy

The Investment Manager will invest within the global and domestic debt markets. These investments may include but are not restricted to debt instruments such as; government treasury bonds, corporate bonds, bank bills, commercial paper, bank loans, mortgage backed securities, asset backed securities, mortgages, secured corporate loans, discounted bills, repurchase agreements and debt/equity hybrid securities, forward foreign exchange agreements, interest rate futures, options and interest rate swaps.

The strategy will concentrate the portfolio holdings to asset sectors and risk characteristics that deliver the lowest risk/highest reward ratio. Debt securities must be tested against historical worst case stress testing before they can qualify for investments. Only securities that meet our stringent risk stress parameters can be allocated for investment.

Supervised Global Income Fund performance since inception to 31 August 2018

The following chart illustrates the value of \$10,000 invested in the Fund since inception versus its benchmark.*



*The Fund's current benchmark is the Bloomberg AusBond Bank Bill Index plus 2.5% p.a. Since commencement to June 2013, the Fund's benchmark was the RBA Cash Rate plus 1.0% p.a. and in July 2013, the benchmark was changed to the RBA Cash Rate plus 1.5% p.a. On 18 May 2016, the benchmark was changed to the Bloomberg AusBond Bank Bill Index plus 2.5% p.a.

SOURCE: Supervised Investments Australia Limited. Past performance is no guarantee of future performance and no guarantee of future return is implied.



31 August 2018

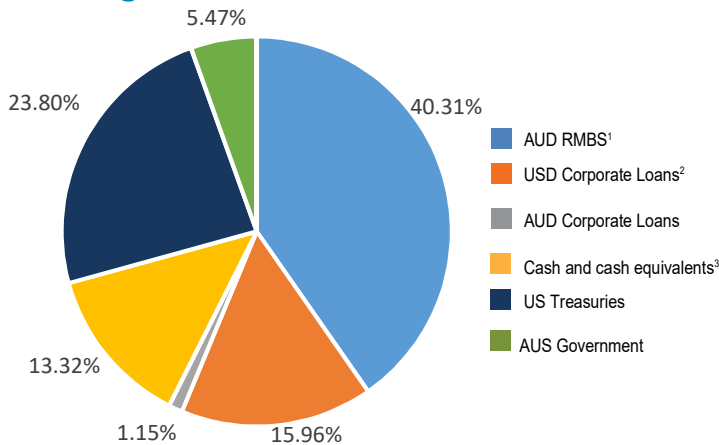
Relative Performance net of fees

RETURNS TO 31 AUGUST 2018*	SGIF	BENCHMARK*	RELATIVE PERFORMANCE
1 Month	-0.30%	0.38%	-0.68%
3 Months	0.16%	1.14%	-0.98%
6 Months	1.47%	2.27%	-0.80%
1 Year	4.35%	4.43%	-0.08%
3 Years p.a.	5.44%	4.21%	1.23%
5 Years p.a.	5.78%	4.11%	1.67%
Since commencement**	8.51%	4.51%	4.00%

*Returns are after fees and expenses. The Fund's current benchmark is the Bloomberg AusBond Bank Bill Index plus 2.5% p.a. Since commencement to June 2013, the Fund's benchmark was the RBA Cash Rate plus 1.0% and in July 2013, the benchmark was changed to the RBA Cash Rate plus 1.5%. On 18 May 2016, the benchmark was changed to the Bloomberg AusBond Bank Bill Index plus 2.5%. **Fund commenced on 1 April 2009.

Source: Supervised Investments Australia Limited, the Investment Manager of the Fund. Past performance is no guarantee of future performance and no guarantee of future performance is implied.

Portfolio Composition as a % of NAV as at 31 August 2018



¹AUD Residential Mortgage Backed Securities; ²USD Collateralized Secured Corporate Loan Obligations;

³Includes cash at bank, cash held in margin accounts plus other receivables less payables.

Source: Supervised Investments Australia Limited, the investment manager of the Fund. Past performance is no guarantee of future performance and no guarantee of future performance is implied.

Contact Details

Michael Ohlsson

02 9279 4040 or 0404 883 171

michael@supervisedinvestments.com

Disclaimer.

Supervised Investments Australia Limited ACN 125 580 305 AFSL 317155 (SIAL) is the investment manager of the Supervised Global Income Fund (ARSN 600 244 102) (SGIF or Fund).

Equity Trustees Limited ("Equity Trustees") (ABN 46 004 031 298), AFSL 2408975, is the Responsible Entity for the Supervised Global Income Fund. Equity Trustees is a subsidiary of EQT Holdings Limited (ABN 22 607 797 615), a publicly listed company on the Australian Securities Exchange (ASX: EQT)

This publication has been prepared by the investment manager, to provide you with general information only. In preparing this fact sheet, we did not take into account the investment objectives, financial situation or particular needs of any particular person. It is not intended to take the place of professional advice and you should not take action on specific issues in reliance on this information. Neither the investment manager, Equity Trustees nor any of its related parties, their employees or directors, provide any warranty of accuracy or reliability in relation to such information or accepts any liability to any person who relies on it. Past performance should not be taken as an indicator of future performance. You should obtain a copy of the Product Disclosure Statement before making a decision about whether to invest in this product.

The Supervised Global Income Fund has a 4-star overall Morningstar Rating™ out of 52 Multi-Strategy Income Fund as of 31/08/2018.

© 2018 Morningstar, Inc. All rights reserved. Neither Morningstar, its affiliates, nor the content providers guarantee the data or content contained herein to be accurate, complete or timely nor will they have any liability for its use or distribution. Any general advice or 'class service' have been prepared by Morningstar Australasia Pty Ltd (ABN: 95 090 665 544, AFSL: 240892) and/or Morningstar Research Ltd, subsidiaries of Morningstar, Inc, without reference to your objectives, financial situation or needs. Refer to our Financial Services Guide (FSG) for more information at www.morningstar.com.au/sfsg.pdf. You should consider the advice in light of these matters and if applicable, the relevant Product Disclosure Statement before making any decision to invest. Our publications, ratings and products should be viewed as an additional investment resource, not as your sole source of information. Past performance does not necessarily indicate a financial product's future performance. To obtain advice tailored to your situation, contact a professional financial adviser.

The Morningstar Rating is an assessment of a fund's past performance – based on both return and risk – which shows how similar investments compare with their competitors. A high rating alone is insufficient basis for an investment decision.

Distributions

The Fund generally pays distributions quarterly, however we do not guarantee any particular level of distribution and there may be periods in which no distributions are made.

Distributions are generally calculated based on the Fund's net income at the end of the distribution period divided by the number of units on issue.

FOR PERIOD ENDING:	CASH PER UNIT
30/06/2015	23.9c
30/09/2015	10.5c
31/12/2015	9.5c
31/03/2016	9.2c
30/06/2016	28.7c
30/09/2016	12.5c
31/12/2016	18.0c
31/03/2017	23.0c
30/06/2017	34.3c
30/09/2017	23.0c
31/12/2017	14.0c
31/03/2018	12.0c
30/06/2018	18.5c

Platform Availability

HUB24

Powerwrap

Netwealth (IDPS)

Macquarie Wrap (IDPS)

managedaccounts.com.au

uXchange

Praemium